



PS216-T11-R200

- thermoplastic enclosure with foldable latching cover
- Quick connection technology as connection terminals rotated by 45°
- Simple and quick to adjust the control elements by 45°.
- cable entry 1 x M20 x 1,5
- Design to EN 50047
- plastic roller Ø 9,5 mm
- LED version available

Data

Ordering data

Product type description	PS216-T11-R200
Article number (order number)	103015028
EAN (European Article Number)	4030661501192
eCl@ss number, version 12.0	27-27-26-01
eCl@ss number, version 11.0	27-27-26-01
eCl@ss number, version 9.0	27-27-26-01
ETIM number, version 7.0	EC000030
ETIM number, version 6.0	EC000030

Approvals - Standards

Certificates	cULus CCC EAC
--------------	---------------------

General data

Standards	EN IEC 60947-5-1
Housing construction form	Norm construction design

Actuator type to EN 50047	c
Enclosure material	Plastic, glass-fibre-reinforced
Material of the contacts, electrical	Silver
Gross weight	190 g

General data - Features

Safety functions	Yes
Number of auxiliary contacts	1
Number of safety contacts	1

Safety classification

Standards	EN ISO 13849-1
Mission time	20 Year(s)

Safety classification - Safety outputs

B _{10D} Normally-closed contact (NC)	20,000,000 Operations
---	-----------------------

Mechanical data

Actuating element	Roller plunger R200
Mechanical life, minimum	10,000,000 Operations
Positive break force, minimum	40 N
Actuating speed, minimum	60 mm/min
Actuating speed, maximum	0.5 m/s

Mechanical data - Connection technique

Termination	Screw terminals M20 x 1.5
Cable section, minimum	0.34 mm ²
Cable section, maximum	1.5 mm ²

Mechanical data - Dimensions

Length of sensor	32.5 mm
Width of sensor	31 mm
Height of sensor	85.6 mm

Ambient conditions

Degree of protection	IP67 IP66
Ambient temperature, minimum	-30 °C
Ambient temperature, maximum	+80 °C

Ambient conditions - Insulation values

Rated insulation voltage U_i	300 V
Rated impulse withstand voltage U_{imp}	4 kV

Electrical data

Thermal test current	10 A
Required rated short-circuit current	400 A
Utilisation category AC-15	240 VAC
Utilisation category AC-15	3 A
Utilisation category DC-13	24 VDC
Utilisation category DC-13	3 A
Switching element	1 NO contact, 1 NC contacts
Switching principle	Slow action
Switching frequency	5,000 /h

Ordering code

Product type description:
PS2(2)-(3)-(4)-(5)-(6)-(7)-(8)-(9)-(10)-(11)-(12)

without	non-EX version
EX	Types of protection Ex d and t, to Zone 1/21
EXI	Types of protection Ex i and t, up to Zone 1/21

(2)

215	Metal enclosure
216	Thermoplastic enclosure
226	Plastic housing with 2 cable entries

(3)

without	L-hole (standard)
L	elongated hole

(4)

Z11	Snap action 1 NO contact / 1 NC contact
Z02	Snap action 2 NC contacts
Z12	Snap action 1 NO contact / 2 NC contact
Z11R	Snap action 1 NO contact / 1 NC contact with latching
Z01R	Snap action 1 NC contact with latching
Z02R	Snap action 2 NC contacts with latching
T11	Slow action 1 NO contact / 1 NC contact
T02	Slow action 2 NC contacts
T20	Slow action 2 NO contact
T12	Slow action 1 NO contact / 2 NC contact
T21	Slow action 2 NO contact / 1 NC contact
T03	Slow action 3 NC contacts
T11UE	Slow action 1 NO contact / 1 NC contact with overlapping contacts
T02H	Slow action 2 NC contacts with staggered contacts
T11K	Slow action 1 NO contact + 1 NC contact - short-stroke
T10	Slow action 1 NO contact
T02K	Slow action 2 NO contacts short-stroke
T20H	Slow action 2 NO contacts staggered

(5)

without	Contacts silver plated (Standard)
A1	Gold contacts 0,3 µm
A2	Gold contacts 1,0 µm
A3	Gold contacts 3,0 µm

(6)

without	without indication light
G	integrated status display

(7)

without	Cable entry M20
M16	cable entry M16
ST	Connector plug M12 - plastic - bottom
STR	Connector plug M12, right
STL	Connector plug M 12, left
STM	Connector plug M12, metal

(8)

S200	plunger S200 Ø 6 mm
S210	Plunger Ø 8,6 mm
S211	Plunger Ø 10,3 mm
S221	Plunger Ø 9,8 mm
R200	Roller plunger R200
R201	Roller plunger - stainless steel roller Ø 9,5mm
R210	Roller plunger - plastic roller Ø 12mm
K201	Roller plunger - stainless steel roller - width 5,3 mm - Ø 12mm
K200	Offset roller lever - plastic roller- width 5.3 mm - Ø 12 mm
K201	Roller plunger - stainless steel roller - width 5,3 mm - Ø 12mm
K210	Offset roller lever - plastic roller- width 5mm - Ø 14mm
K211	Offset roller lever - stainless steel roller - width 5mm - Ø 14mm

K220	Offset roller lever - plastic roller- width 7.6 mm - Ø 14 mm
K230	Angle roller lever - plastic roller Ø 14 mm
K231	Roller plunger - stainless steel roller Ø 14mm (Standard)
K240	Angle roller lever with plastic roller Ø 22 mm - right-bent
K250	Angle roller lever with plastic roller Ø 22 mm - left-bent
H200	Roller lever - plastic roller Ø 16 m - lever length 24 mm
H202	Roller lever - brass roller Ø 16mm - lever length 24mm (Standard)
H230	Roller lever - plastic roller Ø 16mm - lever length 28 mm
H232	Roller lever - brass roller Ø 16mm - lever length 28 mm
H236	Roller lever - rubber roller Ø 16mm - lever length 28 mm
N200	Roller lever 2 mm Toothing (24...26mm) - Plastic roller Ø 20 mm - Width 9.8 mm
N201	Roller lever adjustable in 2 mm steps (24...66mm) - stainless steel roller Ø 20mm - width 9,8 mm
N202	Roller lever - adjustable in 2 mm steps (24...66mm) - brass roller Ø 20mm - width 9,8 mm
N206	Roller lever - adjustable in 2 mm steps (24...66mm) - rubber roller Ø 50mm - width 16 mm
N210	Roller lever - adjustable in 2 mm steps (24...66mm) - plastic roller Ø 20mm - width 5 mm - long- angled - locking washer
N280	Roller lever -adjustable in 2 mm steps (24...66mm) - plastic roller Ø 20mm - width 5 mm - long - locking washer
J200	Rod lever - plastic - 200mm -Ø 6mm
J201	Rod lever - stainless steel - 200mm -Ø 6mm (Standard)
J203	Rod lever - aluminium - 200mm -Ø 6mm
F230	Spring rod - stainless steel - 150.4 mm
F231	Spring rod - stainless steel - 70.2 mm
A200	Special actuating bolt - plastic - valve control

without	no intent rotation (Standard)
U1	intent rotation 45°
U2	intent rotation 90°
U3	intent rotation 135°
U4	intent rotation 180°
U5	intent rotation 225°
U6	intent rotation 275°
U7	intent rotation 315°

(10)

without	no lever rotation (Standard)
X1	lever rotation 15°
X2	lever rotation 30°
X3	lever rotation 45°
X4	lever rotation 60°
X5	lever rotation 75°
X6	lever rotation 90°
X7	lever rotation 105°
X8	lever rotation 120°
X9	lever rotation 135°
X10	lever rotation 150°
X11	lever rotation 165°
X12	lever rotation 180°
X13	lever rotation 195°
X14	lever rotation 210°
X15	lever rotation 225°
X16	lever rotation 240°
X17	lever rotation 255°
X18	lever rotation 270°
X19	lever rotation 285°
X20	lever rotation 300°
X21	lever rotation 315°
X22	lever rotation 330°

X23 lever rotation 345°

(11)

without Roller outside (Standard)

I Roller inside

(12)

without -30...+80°C (Standard)

T -40...+80°C

(13)

(14)

without Zone 2 and 22

3GD Zone 2 and 22

2D Zone 21

3D Zone 22

Pictures

Product picture (catalogue individual photo)

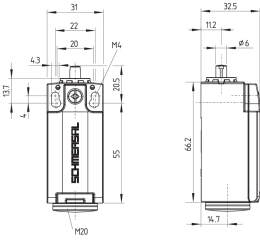


ID: kps2rf02

| 997.5 kB | .jpg | 352.778 x 722.842 mm - 1000 x 2049 px - 72 dpi

| 65.4 kB | .png | 74.083 x 151.694 mm - 210 x 430 px - 72 dpi

Dimensional drawing basic component

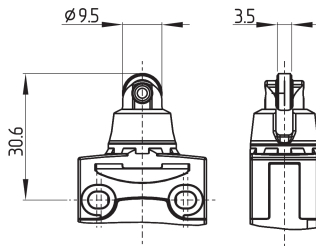


ID: kps2xg01

| 4.4 kB | .png | 74.083 x 68.086 mm - 210 x 193 px - 72 dpi

| 111.3 kB | .jpg | 352.778 x 323.85 mm - 1000 x 918 px - 72 dpi

Dimensional drawing actuator



ID: kps11b02

| 352.8 kB | .ai | 126.86 x 84.573 mm - 359 x 239 px - 72 dpi

| 6.6 kB | .png | 74.083 x 49.389 mm - 210 x 140 px - 72 dpi

| 143.9 kB | .jpg | 352.778 x 272.344 mm - 1000 x 772 px - 72 dpi

Switch travel diagram

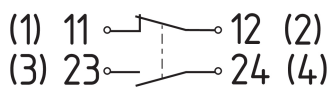


ID: kps11s04

| 1.8 kB | .png | 74.083 x 29.986 mm - 210 x 85 px - 72 dpi

| 51.9 kB | .jpg | 352.778 x 142.522 mm - 1000 x 404 px - 72 dpi

Diagram



ID: kps2xk09

| 57.7 kB | .jpg | 352.778 x 110.067 mm - 1000 x 312 px - 72 dpi

| 2.7 kB | .png | 74.083 x 22.931 mm - 210 x 65 px - 72 dpi

K.A. Schmersal GmbH & Co. KG, Möddinghofe 30, 42279 Wuppertal

The details and data referred to have been carefully checked. Images may diverge from original. Further technical data can be found in the manual. Technical amendments and errors possible.

Generated on: 19/01/2023, 09:58